

30. Department wise list of Faculty Members

Department	Name of the faculty, Qualification, IMR Number			Current Designation & Date of promotion		Nature of employment Regular/permanent or contract/outsourced	Details of Service in the Last 5 years					Number of Lecture taken/year. Topics Covered
	Name of Faculty	Qualification	IMR Number	Current Designation	Date of Promotion		2021	2020	2019	2018	2017	
Radio-Diagnosis	Dr.Dahiphale Devidas Baburao	MBBS, MD	87451	Professor & Head	01/01/2020	Regular	Professor & Head	Professor & Head	Asso.Prof	Asso.Prof	Asso.Prof	(3) 1. Introduction to Radiology. 2. Radiation hazards & Radiation Protection. 3. Principles of CT/MRI
Radio-Diagnosis	Dr.Mishrikotkar Prasanna Shantikumar	MBBS, MD	60663	Professor	01/07/2009	Regular	Professor	Professor	Professor	Professor	Professor	(3) 1. Ultrasonography & Color Doppler. 2. Ultrasonography muskuloskeletal 3. Ultrasonography B-scan, NSG
Radio-Diagnosis	Dr.Pole Shivaji Marotrao	MBBS, MD, Fellow-IR	2005/03/1699	Associate Professor	01/10/2018	Regular	Associate Professor	Associate Professor	Associate Professor	Associate Professor	Asstt.Prof	(3) 1. Interventional Radiology procedures. 2. Cardio vascular system. 3. USG Guided Procedures.
Radio-Diagnosis	Dr.Suryawanshi Asmita Pravin	MBBS, MD, DMRE	91326	Associate Professor	01/09/2020	Regular	Associate Professor	Associate Professor	Asstt.Prof	Asstt.Prof	Asstt.Prof	(3) 1. Gastro urinary system. 2. Gastro-Intestinal Tract. 3. Ultrasonography fetal medicine.



DEAN
MGM'S MEDICAL COLLEGE
AURANGABAD

HOD
DEPARTMENT OF RADIO-DIAGNOSIS
MEDICAL COLLEGE & HOSPITAL
AURANGABAD

Department	Name of the faculty, Qualification, IMR Number			Current Designation & Date of promotion		Nature of employment Regular/permanent or contract/out sourced	Details of Service in the Last 5 years					Number of Lecture taken/year. Topics Covered
	Name of Faculty	Qualification	IMR Number	Current Designation	Date of Promotion		2021	2020	2019	2018	2017	
Radio-Diagnosis	Dr. Shinde Vikas Ganesh	MBBS, MD	2017/09/4550	Assistant Professor	01/12/2018	Regular	Assistant Professor	Assistant Professor	Assistant Professor	Assistant Professor		(2) 1. CT Scan MRI & Newer Imaging modalities Part-I. 2. CT Scan MRI & Newer Imaging modalities Part-II.
Radio-Diagnosis	Dr. Makasare Kavita Ramrao	MBBS, MD	2017/08/3777	Assistant Professor		Regular	Assistant Professor	Assistant Professor	Assistant Professor			(3) 1. Bone & Joints infection. 2. Bone & Joints tumour. 3. Pacs System.
Radio-Diagnosis	Dr. Joshi Saurabh Prakash	MBBS, DNB	2012/06/1773	Assistant Professor	01/06/2021	Regular	Assistant Professor	Senior Resident				(2) 1. Central nervous system - Imaging Anatomy . 2. Central nervous system - Diseases.
Radio-Diagnosis	Dr. Rawte Manisha Suresh	MBBS, DMRD	2005/02/0639	Senior Resident		Regular	Senior Resident	Senior Resident	Senior Resident	Senior Resident	Senior Resident	(2) 1. Mammography Principles & Applications 2. Ultrasound Sonomammography
Radio-Diagnosis	Dr. Lathkar Prashant Padmakarrao	MBBS, DMRD	35833	Senior Resident	12/02/2006	Regular	Senior Resident	Senior Resident	Senior Resident	Senior Resident	Senior Resident	(3) 1. Respiratory System. 2. Chest Radiology. 3. Radiographic procedures.
Radio-Diagnosis	Dr. Raut Charuta Kishor	MBBS, DMRD	2014/04/1704	Senior Resident		Regular	Senior Resident					(2) 1. Principle of Ultrasonography. 2. HSG Procedures.



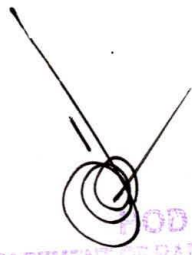
DEAN
MGM'S MEDICAL COLLEGE
AURANGABAD

HOD
DEPARTMENT OF RADIO-DIAGNOSIS
M.G.M.'S MEDICAL COLLEGE & HOSPITAL,
AURANGABAD

Department	Name of the faculty, Qualification, IMR Number			Current Designation & Date of promotion		Nature of employment Regular/permanent or contract/out sourced	Details of Service in the Last 5 years					Number of Lecture taken/year. Topics Covered
	Name of Faculty	Qualification	IMR Number	Current Designation	Date of Promotion		2021	2020	2019	2018	2017	
Radio-Diagnosis	Dr. Patel Ejaj Isa	MBBS, MD	2014/05/2435	Senior Resident		Regular	Senior Resident					(2) 1. Digital Radiography 2. CR System
Radio-Diagnosis	Dr. Pawar Harish Baburao	MBBS, MD	2013/05/1332	Senior Resident		Regular	Senior Resident					(2) 1. Principles of Radiography 2. Contrast media






 DEAN
 MGM'S MEDICAL COLLEGE
 AURANGABAD


 HOD
 DEPARTMENT OF RADIO DIAGNOSIS
 MGM'S MEDICAL COLLEGE & HOSPITAL
 AURANGABAD

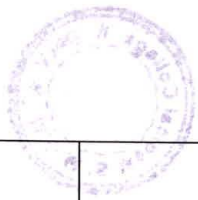


Sr. No.	Faculty Nam	Publication in Vancouver referencing Style	Pubmed Indexed Yes/No	Scopes
Radio-Diagnosis				
1	Dr. D.B. Dahiphale	Dahiphale D, Apte A, Dahiphale AP. Non-contrast spiral computed tomography diagnosis of urolithiasis and associated features: hospital based study. International Journal of Research in Medical Sciences. 2016 Oct;4(10):4286.	—	Medicus Index
		Apte AV, Attarde VY, Patil PV, Dahiphale D, Ahirrao M. Prenatal ultrasonographic diagnosis of bilateral proximal femoral focal deficiency with cleft lip and cleft palate: Femoral hypoplasia/unusual facial syndrome. Journal of Research in Radiodiagnosis, Teleradiology and Imaging. 2016;2:32-33.	Pub Mat Index	
		Apte A, Patil S, Dahiphale DB, Pawal S, Suryawanshi A, Mishrikotkar P. Incidentally detected rare normal anatomical variation of the hemiazygous venous system on computed tomography thorax. Journal of Mahatma Gandhi Institute of Medical Sciences. 2016 Jul 1;21(2):133.	—	DOAJ Index
		Deore R, Choudhary S, Apte A, Dahiphale DB. Uterine Inversion Due to Myometrial Fibroid in a Non-Puerperal Female. International Journal of Current Medical And Applied Sciences. 2016 ; 13(1) ; 59-60	—	Copernicus Index
		Apte A, Dahiphale D, Dahiphale AP. Clinical profile of urolithiasis patients at radiodiagnosis department of a tertiary care hospital. IOSR j dent med sci [Internet]. 2016;15(09):21–3. Available from: http://dx.doi.org/10.9790/0853-1509142123	—	Indian Citation Index
		Dahiphale DB, Apte A, et al. CT Evaluation of Large Bowel Wall Lesions. International journal of anatomy, radiology and surgery. 2017; 6(3) ;17-21	—	CROSSREF DOAJ
		Saoji K, Jaju V, Apte A, Dahiphale DB. Post Traumatic Giant Scalp Lesion with	—	Copernicus




DEAN
MGM'S MEDICAL COLLEGE
AURANGABAD


HOD
DEPARTMENT OF RADIO-DIAGNOSIS
MGM'S MEDICAL COLLEGE & HOSPITAL,
AURANGABAD



MGM'S MEDICAL COLLEGE
AURANGABAD

Large Osteolytic Lesions of The Skull. International Journal of Current Medical And Applied Sciences.2017;16(1);101-104.		Index
Sharma P, Dahiphale DB, Suryawanshi A, Apte A, CT Evaluation of Small Bowel Wall Lesions. International journal of anatomy, radiology and surgery. 2018; 7 (3) ; 37-40	—	CROSSREF DOAJ
Dahiphale DDB. Role of MRI in evaluation of avascular necrosis of femoral head: A prospective study. J med sci clin res [Internet]. 2019;7(4). Available from: http://dx.doi.org/10.18535/jmscr/v7i4.82	—	Copernicus Index
Saleem Z, Dahiphale DB, Kohli V, P Shamsukha. Intrathorasic vagal schwannomain young child. International Journal of Current Medical And Applied Sciences. 2018 ; 20 (2) 33-35	—	Copernicus Index
Dahiphale DB, Patel E, Mishrikotkar PS, Shinde V. Role of MRI in Evaluation of Compression Fractures. Annals of International Medical and Dental Research. 2019 ; 5 (6) 24-30	—	Copernicus Index
Agarwal I, Dahiphale DB, Shinde V. Posterior Reversible Encephalopathy Syndrome- Distinct Imaging Features on MRI. Annals of International Medical and Dental Research. 2019 ; 6 (1) 11-15.	—	Copernicus Index
Nikhat B, Deshmukh M, Dahiphale D, Mishrikotkar PS, Joshi S. CT chest interpretation of novel coronavirus disease (COVID-19): Our experience with the first 60 patients at MGM Medical College, Aurangabad, India. MGM j med sci [Internet]. 2021;8(1):9. Available from: http://dx.doi.org/10.4103/mgmj.mgmj_78_20	—	doaj Index
Jain B, Bano N, Dahiphale DB. Makasare K. Characterization of mandibular fractures on computed tomography. Asian Journal of Medical Sciences. 2021; 12	—	doaj Index



DEAN
MGM'S MEDICAL COLLEGE
AURANGABAD


HOD
DEPARTMENT OF RADIODIAGNOSIS
MGM'S MEDICAL COLLEGE & HOSPITAL
AURANGABAD

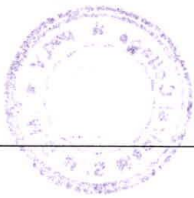


		(4); 122-126		
		Padiya S, Dahiphale DB, Kakani S, Dugad V. Correlation between HRCT score and serum ferritin in COVID-19 Patients with Pneumonia in Tertiary Care Hospital, MGM Hospital, Aurangabad. Indian Journal of Research. 2021;10(10); 1-3	—	Index Medicus
2	Dr. P.S. Mishrikotkar	Mishrikotkar P, Singh V, Sharma G. A study of space occupying lesions of brain with magnetic resonance spectroscopy. Medpulse – International Medical Journal. 2015; 1-4	—	Copernicus Index
		Shafi M, Mishrikotkar P, Suryawanshi A, Apte A, Deshmukh P. Antenatal Diagnosis of a Rare Entity-Meckel Gruber Syndrome. Annals of International Medical and Dental Research.;3(5):12.	—	Index Medicus
		Kohli V, Mishrikotkar PS, SuryawanshiA . Role of MRI in Evaluation of Uterine and Adnexal Pathologies. Journal Of Medical Science And Clinical Resarch. 2019 ;7(3) ; 861-874	—	Copernicus Index
		Shamsukha P, Mishrikotkar PS. Placental Polyp: A Diagnostic challenge. International Journal of Current Medical And Applied Sciences. 2018; 20(2) ; 40-42	—	Copernicus Index
		Mantri N, Mishrikotkar P, Dahiphale DB , Makasare K. Role of CT pulmonary Angiography in Evaluation of COVID-19 Patients. International Journal Of Contemporary Medicine Surgery and Radiology. 2020 ; 5(4); 92-95	—	Copernicus Index
		Shamsukha DP, Resident, Department of Radiology, MGM Medical College Aurangabad (MS) India. The accuracy of diagnostic high frequency ultrasound imaging for musculoskeletal soft tissue pathology. J med sci clin res [Internet]. 2019;7(3)	—	Copernicus Index





DEAN
MGM'S MEDICAL COLLEGE
AURANGABAD


HOD
DEPARTMENT OF RADIODIAGNOSIS
MGM'S MEDICAL COLLEGE & HOSPITAL
AURANGABAD




		Kaler P, Mishrikotkar PS, Suryawanshi A. Prenatal Detection of Associated Extra Cardiac Malformations with Congenital heart Defects on Obstetric Ultrasound. Annals of International Medical and Dental Research. 2020 ; 6 (1) ;16-19	—	Copernicus Index
		Kale P, Mishrikotkar PS, Bano N. Staged Classification of Lungs Using Convolutional Neural Networks. International Journal of Pharmaceutical Research. 2021 ; 13 (2) ;337-343	—	Copernicus Index
		Kakani S, Dugad V, Mishrikotkar PS. A study on Magnetic Resonance Imaging Profile of Cerebrovascular Ischaemic Stroke in Pediatric Age Group. Indian Journal of Research. 2021 ; 10 (10); 1-3.	—	Index Medicus
		Mishrikotkar PS, Shafi M, Dahiphale DB, Apte A, Suryawanshi A. Role of Ultrasonography in Evaluation of Liver Masses in Tertiary Care Hospital. International Journal of Contemporary Medicine Surgery & Radiology. 2018 ; 3(1) 133-137	—	Copernicus Index
3	Dr. Shivaji Pole	Pole S, Shah V. Shah MV. Percutaneous endovascular retrieval of intravascular foreign body in pediatric age group. IOSR Journal of Dental and Medical Sciences (IOSR-JDMS). 2015 ; 14 (11) ;1-3.	—	Indian Citation Index
		Pole S, Dahiphale DB, Suryawanshi A. Endovascular laser therapy in varicose veins: One year follow-up of 200 patients. MGM Journal of Medical Sciences. 2018 ;5(3) ; 117-120.	—	DOAJ Index
		Pole S, Shah MV, Shah V. Study of outcome of endovenous laser ablation as a minimally invasive technique for treatment of varicose veins. IOSR Journal of Dental and Medical Sciences (IOSR-JDMS). 2016 ; 15 (1) ;6-9.	—	Indian Citation Index
		Jain B, Mantri N, Saraf R, Pole S, Dahiphale DB, Lahoti A. Image Guided Percutaneous pigtail catheter drainage of Liver Abscess technique and its	—	copernicus index



DEAN
MGMS MEDICAL COLLEGE
AURANGABAD

HOD
DEPARTMENT OF RADIO DIAGNOSIS
MGMS MEDICAL COLLEGE & HOSPITAL
AURANGABAD

		outcome. Asian Journal of Medical Sciences. 2021 ; 12 (7) ;1-6.		
		Jain B, Mantri N, Saraf R, Pole S, Dahiphale DB, Lahoti A. Image Guided percutaneous pigtail catheter drainage of Liver Abscess technique and its outcome. Asian J Med Sci [Internet]. 2021;12(7):82-7. Available from: http://dx.doi.org/10.3126/ajms.v12i7.34897		
		Dr. Harshul Sharma, Dr. Shivaji Pole, Dr. Saurabh Joshi, Dr. D.B. Dahiphale, Dr. P.S. Mishrikotkar. Infection of mucormycosis inpatients in Covid-19 an experience at the tertiary medical center in Maharashtra, India. MGM Journal of Medical Sciences. 2021 ; 20(20) 1-6.	—	DOAJ Index
4	Dr. Asmita Suryawanshi	Suryawanshi A, Mathew James M, Agrwal I. Prevalence of congenital anomalies in a tertiary health care center, Aurangabad, Maharashtra. International Journal of Scientific Research. 2019 ; 8 (12) 1-3.	—	Index Medicus
		Suryawanshi A, Kale A. Prevalence of Low back pain in the immediate postpartum period with DRAM. International Journal Of Medical Science And Innovative Research. 2020 ; 5 (4) 161-168.	—	Copernicus Index
		Suryawanshi A, Kale A. Effect of postnatal physiotherapy during puerperal management of low back pain and diastasis recti. Archives of Medicine and Health Sciences. 2020 ; 8(2) ;278-280.	—	doaj Index
		Kakani S, Padiya S, Suryawanshi A. A Study of Profile of Multidetector computed Tomography in maxillo -facial injuries in Tertiary care Center. Global Journal for Research Analysis. 2021 ; 10 (10) 1-4.	—	Index Medicus
		Suryawanshi A, Shafi M, Mishrikotkar PS, Dahiphale DB. Thoraco-Omphalopagus Conjoined Twins: Imaging & Antenatal Diagnosis, International	—	Copernicus Index



DEAN
MGM'S MEDICAL COLLEGE
AURANGABAD

HOD
DEPARTMENT OF RADIOLOGY
MGM'S MEDICAL COLLEGE & HOSPITAL
AURANGABAD




MGHS MEDICAL COLLEGE
DEAN

		Journal of Contemporary Medicine Surgery & Radiology. 2017 ; 2 (4) ;124-126.		
5	Dr. Kavita Makasare	Parida B, Makasare K, Boddireddy R. MRI Evaluation of Intracranial Complications of Tuberculosis. Paripex - Indian Journal of Research. 2020 ; 9 (1) 20-24.	—	PIJR
		Deshmukh M, Jain B, Bano N, Makasare K. Fibrolipomatous Hamartoma of Digital branch of median nerve. International Journal Of Medical Case Report. 2020 ; 3 (3); 4-7.	—	—
		Lahoti A, Makasare K. Corona virus outbreak and radiology department : Workplace preparedness, evidence based measures to limit transmission and how radiologist can help reduce the spread. Journal of Dr. NTR University of Health Sciences. 2020 ; 9 (2) 67-73.	—	doaj Index




DEAN
MGHS MEDICAL COLLEGE
AURANGABAD


HOD
DEPARTMENT OF RADIODIAGNOSIS
MGHS MEDICAL COLLEGE & HOSPITAL,
AURANGABAD



Mahatma Gandhi Mission's

Medical College & Hospital

N-6 CIDCO, Aurangabad - 431 003. Maharashtra

Department of Radio-Diagnosis

Tel.: 0240 6482000 email: radiology@mgmmcha.org Website: www.mgmmcha.org

Medical Educator Training

Sr. No.	Name	Name of Activity	Date & Place
1	DR. D. B. DAHIPHALE - FACULTY	3RD BASIC COURSE WORKSHOP IN MEDICAL EDUCATION TECHNOLOGIES	29-30 SEP & 1 OCTOBER 2014, MGM MEDICAL COLLEGE & HOSPITAL, AURANGABAD
2	DR. ASMITA SURYAWANSHI FACULTY	3RD BASIC COURSE WORKSHOP IN MEDICAL EDUCATION TECHNOLOGIES	29-30 SEP & 1 OCTOBER 2014, MGM MEDICAL COLLEGE & HOSPITAL, AURANGABAD
3	DR. SHIVAJI POLE FACULTY	WORKSHOP IN COMPETENCY BASED MEDICAL EDUCATION	30 APRIL 2016, MGM MEDICAL COLLEGE & HOSPITAL, AURANGABAD
4	DR. ASMITA SURYAWANSHI FACULTY	WORKSHOP IN COMPETENCY BASED MEDICAL EDUCATION	30 APRIL 2016, MGM MEDICAL COLLEGE & HOSPITAL, AURANGABAD.
5	DR. P.S. MISHRIKOTKAR - FACULTY	WORKSHOP-BASIC LIFE SUPPORT(BLS)	14 SEPT 2016-MGM HOSPITAL AURANGABAD
6	DR. ASMITA SURYAWANSHI FACULTY	WORKSHOP-BASIC LIFE SUPPORT(BLS)	14 SEPT 2016-MGM HOSPITAL AURANGABAD
7	DR. EJAJ PATEL FACULTY	WORKSHOP-BASIC LIFE SUPPORT(BLS)	13 JULY 2017-MGM HOSPITAL AURANGABAD
7	DR. ASMITA SURYAWANSHI FACULTY	WORKSHOP-BASIC LIFE SUPPORT(BLS)	19 JAN 2018-MGM HOSPITAL AURANGABAD
8	DR. SHIVAJI POLE FACULTY	3T-IBHSc TRAINING COURSE FOR HEALTH SCIENCE FACULTY	11 -13 OCT. 2018,MGM MEDICAL COLLEGE, AURANGABAD



DEAN
MGM'S MEDICAL COLLEGE
AURANGABAD

HOD
DEPARTMENT OF RADIOLOGY

HOD
DEPARTMENT OF RADIO-DIAGNOSIS
MGM MEDICAL COLLEGE & HOSPITAL
AURANGABAD